



Durable Impact Traffic Doors for Food Industry and Retail

grothaus
pendeltüren



10 benefits for Grothaus GP200 PE swing door:

- Made of solid material – not breakable
- Hygienic (EU/FDA approved)
- Maintenance-free
- Made to measure
- Short production time
- Long service life
- 10 year guarantee on door leaves
- Easy installation
- Worldwide shipping
- 100% made in Germany





Applications

- Food Industry (meat processing, bakeries)
- Cold Stores
- Retail and Supermarkets
- Hotels and Restaurants
- Industrial Kitchens



Global and local companies trust in us:

Food Industry

- Kraft Foods, Bahrain
- LSG Sky Chefs, Germany, Egypt, Italy
- Harry Brot, Germany
- Krones, South Africa, Ethiopia
- Nestlé, Germany
- Molinos, Argentina
- Harkous Chicken Group, Lebanon
- Haldiram Snacks, India
- Halwani Bros., Egypt
- Kabbani Sweets, Saudi Arabia
- Bright Bakery, Aruba

Retail

- Aldi, Ireland
- Lidl, Germany, England, Denmark, France
- Edeka, Germany
- Rewe, Germany
- Countdown, New Zealand
- Metro, Germany
- Kaufland, Germany
- Shoprite Checkers, South Africa
- IKEA, Turkey
- Iceland, United Kingdom
- Coffeeman, Russia
- Tchibo, Germany

Laboratory

- Bayer, Indonesia





10 YEAR
GUARANTEE
on door leaves

Door Panel

- Made of polyethylene PE500, 15 mm (1/2")
- Solid material – not breakable
- Robust, durable, stable
- Extremely hygienic
- Approved by food regulations (FDA | EU)
- Washable with high-pressure washer and foam cleaner
- Ideal for use at temperatures of -30°C to 60°C | -22°F to 140°F

Stainless steel hinges

- Extreme durability
- Spring power adjustable
- Maintenance-free
- Suitable for heavy-duty continuous usage by pedestrians and forklifts
- Opening angle 2 x 90°
- With | without 90° stop

Guarantee bond: www.grothaus-pendeltueren.de

COLOURS

Standard colours in RAL



9010 white 1018 yellow 3000 red 6024 green 5010 blue 7035 light grey 7037 dusty grey 7024 graphite grey 8012 red brown granite

Special colour options in RAL *




3020 traffic red 5017 traffic blue 2009 traffic orange 1003 signal yellow 5015 sky blue 5022 night blue 8017 chocolate brown

* Minimum quantities and prices on request. All RAL colours on request. Any colour deviations from the RAL scale are due to the printing process.


VISION PANELS

Standard Dimensions:


- Acrylic glass, 15 mm (½") frameless and flush-fitting
- Special designs on request




400 mm round
(Ø 15 ¾")



400 x 600 mm
(15 ¾" x 23 ½")



300 x 600 mm
(11 ¾" x 23 ½")



400 x 950 mm semicircular
(15 ¾" x 37 ½")

FRAMES



Installation Videos on:
www.grothaus-pendeltueren.de

Mounting Profiles



Stainless steel mounting plate (1.4301)

Ready to be screwed to stone walls or steel beam



Stainless steel flat profile (1.4301)

In door height, ready to be screwed to stone wall or steel beam



Stainless steel U-profile frame (1.4301)

Edges folded for a wall thickness of 60 mm – 400 mm (2 ¼" – 15 ¾")

For easy installation to insulating panels or plasterboard



NEW

Stainless steel rectangular tube frame (1.4301)

100 x 50 mm (4" x 2"), ready for front-wall installation to stone walls or plasterboard




OPTIONS

Bumpers



Bumper made of PE 15 mm (1/2"),
200 mm (7 3/4") high on both sides
Variable installation height



Spring bumper made of PE,
200 – 1200 mm
(7 3/4" – 47 1/4") high on both sides
Variable installation height

Finger Protection



PVC finger protection
combined with round edge
Variants:
- round edge
- PVC finger protection
in door height

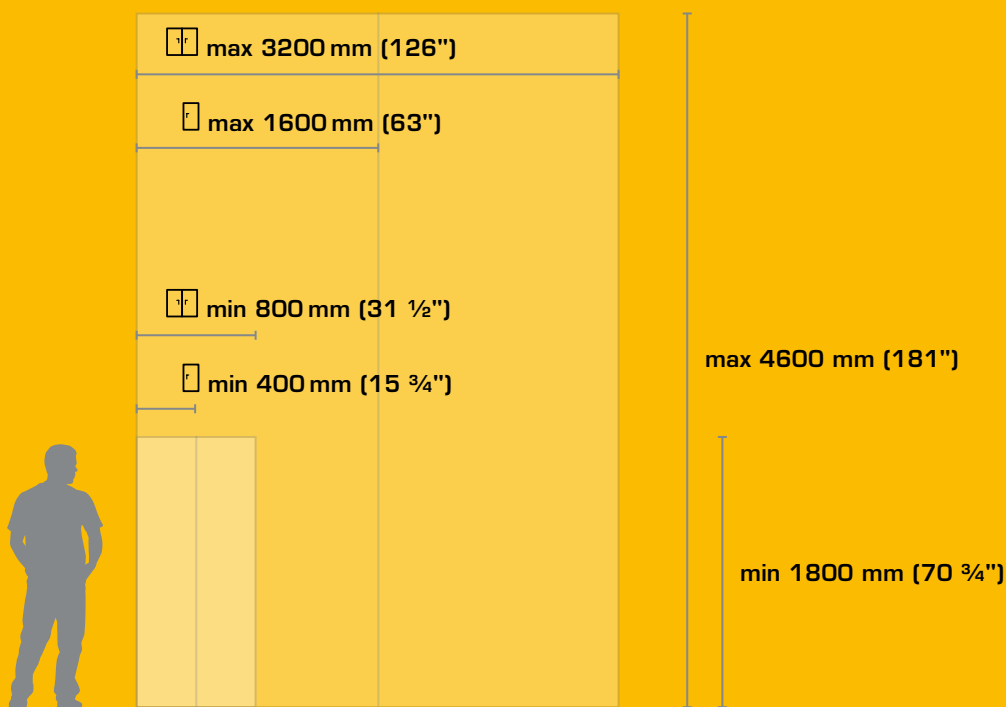
Lock



Stainless steel lock
Lockable on both sides
Can be top-mounted
(single door/pair) or
side-mounted (single door)

DIMENSIONS

Special dimemnsions on request





grothaus
pendeltüren

www.grothaus-pendeltueren.de

**For more information, advice or a quote
please contact us:**

Phone +49 (0) 54 22.7 04 90 20

Fax +49 (0) 54 22.7 04 90 22

info@grothaus-pendeltueren.de

Grothaus Pendeltüren GmbH & Co. KG
Im Gewerbepark 8 | 49326 Melle
Germany

Status as at 01 | 2015